

Credible eLabs, Continuity of Care Records, & More



Certified Version Highlights

- Credible eLabs
- Manual entry of lab results
- Generating Continuity of Care Records (CCRs)
- Importing CCRs and Continuity of Care Documents
- eFaxing client visit information
- PQR tool for clinical quality measures
- Public surveillance files
- Company holidays
- Outlook subscription

¹Certificate Number: CC-1112-306540-1. CCHIT® is a registered mark of CCHIT

Certified Version Available July 9, 2011

On June 1, 2011, Credible Behavioral Health Version 6.1 attained ONC-ATCB 2011/2012 Complete EHR certification status from the Certification Commission for Health Information Technology (CCHIT®), an Office of the National Coordinator (ONC) Authorized Testing and Certification Body (ATCB).¹ This release consists of features in the certified version that were not released in May 2011. Your eligible providers can now pursue Medicare or Medicaid EHR incentive payments for using certified EHR technology in a meaningful way.

Three significant new features are Credible eLabs, generating Continuity of Care Records (CCRs), and importing CCRs and Continuity of Care Documents (CCDs). With Credible eLabs, you can electronically order lab tests and receive the results. Note that separate contracting is required for this module.

With the certified version, you can also manually enter lab results. Lab results can be injected into forms and used as a trigger for a clinical support or as criteria in Advanced Client Search. Other new features include eFaxing client visit information or a template to an outside agency, a tool to report on quality measures for the Physician Quality Reporting System (PQRS), and the ability to generate public health surveillance files. New Schedule features include designating company holidays and automatically updating your Outlook calendar with your appointments in Credible.

Please refer to the *Certified Version 6.1 Configuration* document for the steps to configure and use all of the new features.

Software Spotlight

Credible eLabs, manual entry of lab results, generation of CCRs, import of CCRs and CCDs, eFaxing client visit information/template, company holidays, Outlook subscription, Advanced Client Search enhancements

Credible eLabs

With Credible eLabs, you can electronically order lab tests, print lab test orders, and electronically receive the results. When a lab sends results back, they are automatically imported into the client's record. Separate contracting is required for this module and the average lead time is 12 weeks. For more information, send an email to contracts@credibleinc.com. Configuration notes for Credible eLabs will be available July 29, 2011.

Complimentary Webcast Tutorial on the New Features!

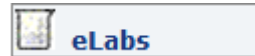
To register to attend, click on your preferred date and then send the email that is generated. You will receive a confirmation email shortly.

[Thursday, July 14
1:00 PM ET](#)

[Tuesday, July 15
1:00 PM ET](#)

[Friday, July 20
1:00 PM ET](#)

Manually Entering Lab Results



Manual entry of lab results is possible without purchasing the Credible eLabs module. When the lab result entry feature is turned on, an eLabs button will be available on the Client nav bar for adding results. Once lab results have been added to the client records, you can make the results available in the Client Portal, inject them into forms, and use them as a trigger for a clinical support or as criteria in Advanced Client Search.

Lab Results:

Order #:

Physician:

Facility: - OR - Code: Name:

Collection Date:

Received Date:

Specimen Source:

Specimen Condition:

Test Type:

Results

John Doe (2468)

Order Number	Test	Result Date	Value	Range	Units	Abnormal	Abnormal Status	Panic	Facility	Spec Source
ABC-001	Creatinine + eGFR Pnl SerPl	7/1/2011	1	0.5-1.4	mg/dl	<input type="checkbox"/>	Normal	<input type="checkbox"/>	Dover Street Laboratory	Arteri catheter
	Glucose 1.5H p Glc SerPl-mCnc	7/1/2011	178	70-100	mg/dl	<input checked="" type="checkbox"/>	High	<input checked="" type="checkbox"/>		Arteri catheter

Lab results injected into a form

Clinical Summary info

Injected labs

Order Number: ABC-001 **Test:** Creatinine + eGFR Pnl SerPl **Result Date:** 07/01/2011
Value: 1 **Range:** 0.5-1.4 **Units:** mg/dl **Abnormal:** False **Abnormal Status:** Normal
Lab: Dover Street Laboratory **Specimen Source:** Arterial catheter **Specimen Condition:** Hemolyzed **Type:** Chemistry **Panic:** N

Order Number: ABC-001 **Test:** Glucose 1.5H p Glc SerPl-mCnc **Result Date:** 07/01/2011
Value: 178 **Range:** 70
Lab: Specimen Sour **Condition:** Hemolyzed

As a trigger in a clinical support

Lab Test:

Lab Result Range: to

**Next release:
November 19, 2011**

Look for an email with information on what you can expect from the next Credible software release!

Generating a Continuity of Care Record

To securely exchange a client's health information with another agency (for example, for transfer of care), you can now generate an encrypted Continuity of Care Record (CCR). A CCR includes the From/To details you enter in the CCR Generator screen, basic demographics, current allergies and diagnoses, current medications with an internal provider/prescriber, and lab results that have a facility associated with them.

You can generate a CCR that is based on the current information in the client's profile or the information that was current when a visit was signed and submitted – if the visit type was set up to include a summary. The information in a time-of-visit CCR will not change to reflect updates made to a client's record after the visit's Signed date/time.

Patient Summary CCR Generator: John Doe

Summary detail

From: Jane Smith

Role: PCP

To: Dr. Dillamond

Role: PCP

Reason: transfer of care

Encryption options

Encrypt Summary

Enter Encryption Key: abc123!

Output options

Print summary to screen

Enclose summary in ZIP file

Generate Summary

Do you want to open or save this file?



Name: clinical_summary_246820110708T1210.zip

Type: Compressed (zipped) Folder, 2.46KB

From: stage.crediblebh.com

Open

Save



clinical_summary_246820110708T1210

Releases to Certified Version

Since subsequent releases will consist of modifications and updates that will not affect the ability of Credible Behavioral Health Version 6.1 to comply with the certification criteria, the version number will not change until the next stage of Meaningful Use. These releases will be identified by season/year.

Importing CCRs and Continuity of Care Documents (CCDs)

You can now import a CCR or CCD from another agency into a client's record as a PDF attachment. If the file is encrypted, you will need the encryption/decryption key from the sending agency. Like other attachments, you can make a CCR or CCD available to client users in the Credible Client Portal.

Import Client Summary for John Doe

File Categorization

Folder

Description

Options

Public Decrypt File

Decryption Password

File	Date Attached	Size	Original Name	Is Public
FILE ATTACHMENTS: John Doe <input type="button" value="Import Client Summary"/> <input type="button" value="A"/>				
MAIN				
CCR	7/8/2011	103.71 KB	clinical_summary_246820110708T1210.pdf	False <input type="button" value="edit"/>

Continuity of Care Record

Date Created: Fri Jul 08, 2011 at 04:10 PM UTC
From: Jane Smith (PCP)
To: Dr. Dillamond (PCP)
Purpose: transfer of care

Patient Demographics

Name	Date of Birth	Gender	Identification Number
John Doe	1950-07-05T04:00:00Z	M	Client ID

Alerts

Type	Date	Code
Allergy	Documentation date: Jul 05, 2011	4977 (FDB Concept)

Problems

Type	Date	Code	Desc
Diagnosis	Diagnosis Date: Jul 05, 2011	292.0 (ICD9CM)	NIC

Medications

**Meaningful Use
Guide for Credible
Software**

available in the
online help
and the
Credible Library

eFaxing Client Visit Information to Another Agency


With this release, you now have the ability to eFax client visit information to an outside agency. A fax cover sheet will automatically be included with your eFax. An addendum to your contract is required for this functionality. For more information, send an email to contracts@credibleinc.com.

Client Visit List

Time In	Time Out	Duration	Schedule	
10:00 AM	10:30 AM	30	7/5/11	<input type="button" value="view"/> <input type="button" value="log"/> <input type="button" value="print"/> <input type="button" value="fax"/>

https://stage.crediblebh.com/visit/clientvisit_fax.aspx?visit_
https://stage.crediblebh.com/visit/clientvisit_fax.aspx?visit_

Agency:

		<p>Credible 90 Stethoscope Lane Medicine Town, NH 12345</p>
Client Name:	John Doe	Date/
Address:	11 Anywhere Street Somewhere, AW 12345	Insura
Employee Name:	Jane Smith	SSN:
Service Type / CPT:	Incident Report / 9999	DOB /
Program:	Outpatient Clinic	

Clinical Summary info

Injected labs:
Order Number: 33 **Test:** UTI **Result Date:** 07/05/2011
Value: **Range:** **Units:** **Abnormal:** False **Abnormal Status:** Norm

**Credible eLabs
documentation**
available July 29th
in the
Credible Library!

PQR Tool for Clinical Quality Measures

With the new PQR tool, you can generate XML files for clinical outcome submission. The Physician Quality Reporting System (Physician Quality Reporting), formerly known as the Physician Quality Reporting Initiative (PQRI), requires that eligible providers report data on quality measures for covered professional services furnished to Medicare beneficiaries.

PQR OUTCOMES:			
Created Date: 7/8/2011 10:07:43 AM	Created By: Jane Smith	Submission Type: PAYMENT	Submission
PQR Outcome:			
Billing Provider / Staff:	Dr. Dillamond (1234567890) ▼	From Date:	<input type="text"/>
Measure:	<input type="text"/>	Eligible Instances:	<input type="text"/>
		Meet Performance Instances:	<input type="text"/>
<input type="button" value="Save PQR Outcome"/>			
<input type="button" value="Start New PQR"/>		<input type="button" value="Create PQR XML"/>	

Generating a Public Health Surveillance File

You can now generate syndromic surveillance data for one or more visits associated with a client episode. The syndromic data is in HL7 format for interoperability and reflects the diagnosis at the time of service.

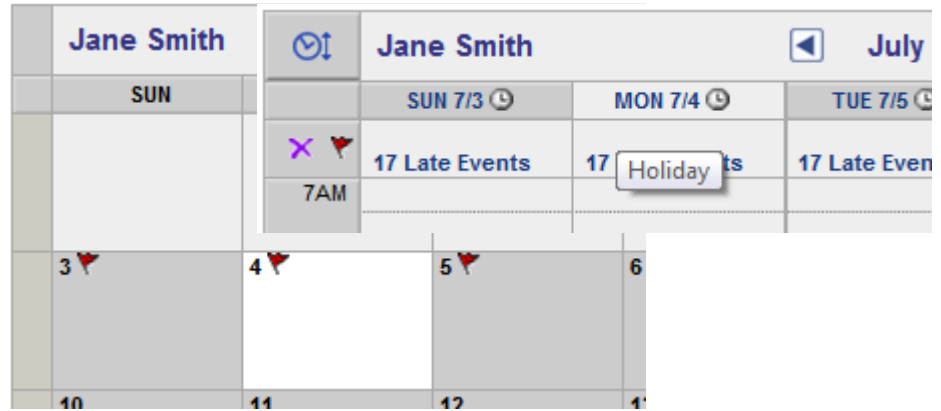
Best practice: encrypt the syndromic surveillance data and enclose it in a Zip file. Before you send an encrypted file to another agency, make sure it has the ability to decrypt data protected with AES 256-bit.

GENERATE SYNDROMIC HL7: John Doe				
Select Submitter/Receiver:	-- SELECT -- ▼			
Trigger Event:	Update to Existing Record ▼			
Processing Type:	Production ▼			
<input checked="" type="checkbox"/> Enable Encryption	<input checked="" type="checkbox"/> Create Zip File			
Enter Encryption Key:	abc123!			
Select Services to Include:				
<input checked="" type="checkbox"/> Include	ID	Type	Date	Diagnosis
<input checked="" type="checkbox"/>	147067	Assess DA	5/10/2011	292.0 - AMPHETAMINE WITHDRAWAL
<input checked="" type="checkbox"/>	147068	HIPAA ROI	5/10/2011	292.0 - AMPHETAMINE WITHDRAWAL
<input type="button" value="Generate Syndromic HL7"/>				

Do you want to share these release notes with a colleague? Email andorinha@credibleinc.com with your request.

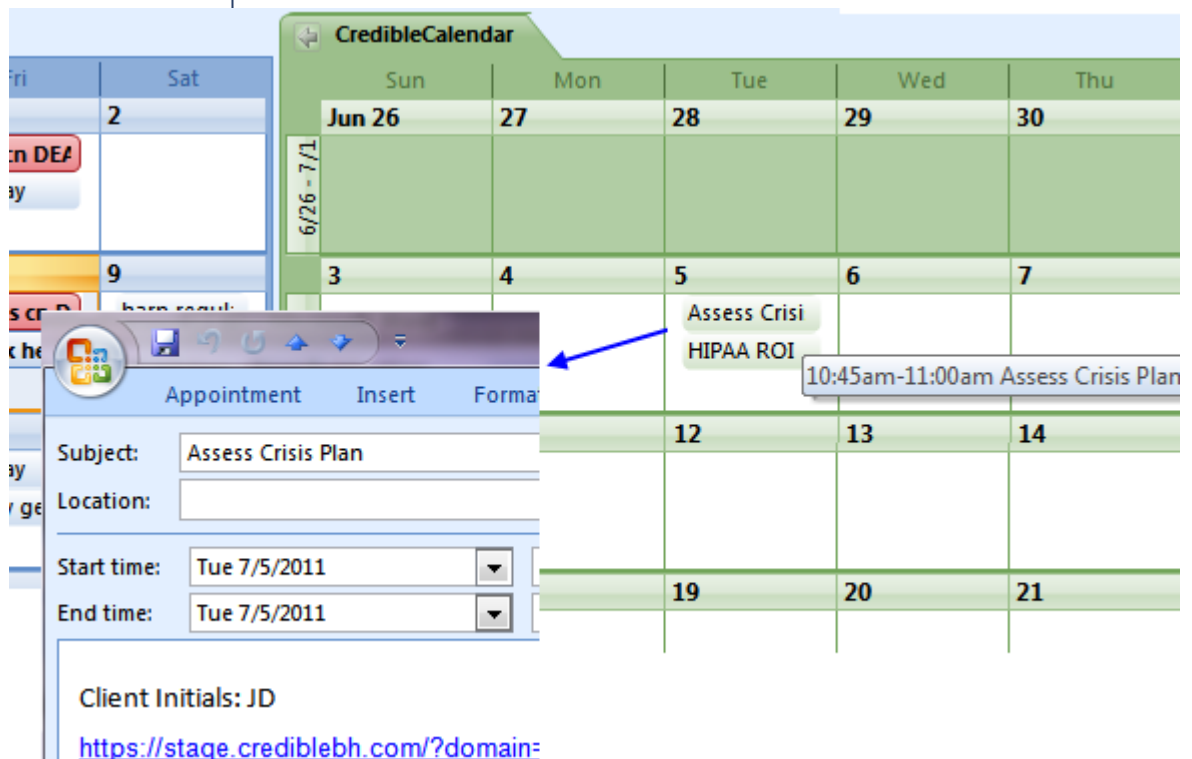
Indicating Company Holidays in the Week & Month Views

With a new Admin function, you can specify which dates are holidays for your organization. In the Week view of the Schedule, company holidays are indicated by a lighter shading in the Day/Date header. In the Month view, company holidays have a white background. Marking a day as a holiday has no impact on being able to schedule an appointment for that day.



Automated Export of Credible Schedule to Outlook via Subscription

With the new Partner Config setting Use Outlook Export, your Outlook calendar can be automatically updated with your schedule items in Credible every 30 minutes. The "CredibleCalendar" in Outlook is a read-only calendar – edits will not go back to Credible. Each appointment that is exported includes the client's initials and a link to the client's Overview screen.



We want to hear from you!

If you have an idea, question, or comment regarding Credible software releases or our release process, please call or email Credible today.

Advanced Client Search Enhancements

In Advanced Client Search, you can now search for clients that have specific lab results using the Advanced Search Filter (accessed via the Medical button). You can combine the Lab Results filter with other search criteria. For example, you can search for clients with liver disease (an Axis III condition) and an INR test result greater than 2.4.

Clicking in a Lab Test field brings up the Lab Picker

Lab Results Any All

Lab Test 1:	<input type="text"/>	Values:	>	<input type="text"/>
Lab Test 2:	<input type="text"/>	Values:	>	<input type="text"/>
Lab Test 3:	<input type="text"/>	Values:	>	<input type="text"/>

Labs Picker done

LOINC: Labs:

0 selected items

SELECT	LOINC Code	Labs
<input type="checkbox"/>	42176-8	1,3 beta glucan Ser-mCnc
<input type="checkbox"/>	53835-5	1,5-Anhydroglucitol SerPl-mCnc
<input type="checkbox"/>	24043-2	AcCoA:Glucosamine AT Fib-cCnt
<input type="checkbox"/>	24044-0	AcCoA:Glucosamine AT WBC cCnt

Another enhancement is the addition of medical profile values (such as weight, LDL, and HDL) and Allergies to the Sort By dropdown and the Column (field) dropdown in the WHERE clause.

Client Name/ID --- Pr...

 --- Primary --- ALL A

DIAGNOSIS: --- AXIS I ---

COUNTS: Period Start Period

SORT BY: --- Sort By --- De

WHERE: --- Column ---

- cancer_specified
- date_created
- neck_circumference
- LDL
- Weight
- Insurance Copay
- Authorization ID
- Medications
- Medication Class
- Allergies
- Liability Start



Contact Us

888-453-6873
 info@credibleinc.com
 www.credibleinc.com